

Double-Ended Cordsets  
**BCC A315-A315-30-330-VS85N6-020**  
**Order Code: BCC09YE**

**BALLUFF**



**Basic features**

<b>Application</b>	DeviceNet Thin
<b>Approval/Conformity</b>	CE cULus WEEE

**Electrical connection**

<b>Cable</b>	PVC Shielded gray, 2 m
<b>Cable diameter D</b>	7.20 mm ±0.13 mm
<b>Conductor cross-section</b>	22 AWG
<b>Connection 1</b>	7/8"-Female, straight, 5-pin
<b>Connection 2</b>	7/8"-Male, straight, 5-pin
<b>Number of conductors</b>	4
<b>System</b>	Molded/Molded

**Electrical data**

<b>Cable rated voltage AC max.</b>	300 V
<b>Cable rated voltage DC max.</b>	300 V
<b>Conductor construction</b>	2x2 twisted-pair
<b>Operating voltage Ub</b>	300 VDC / 300 VAC
<b>Rated current (40 °C)</b>	4.0 A
<b>Surge impedance</b>	120 Ohm ±12 Ohm

**Remarks**

Cable construction acc. to CMG 75°C or CL2  
 Flame resistant per UL 1685 (CSA FT4)  
 Enclosure rating per IEC 60529, only in screwed state with the associated mating piece.

**Environmental conditions**

<b>Ambient temperature</b>	-20...80 °C
<b>IP rating</b>	IP67, IP68/IP67, IP68

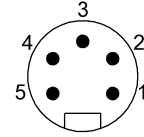
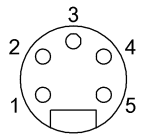
**Material**

<b>Cable jacket material, note</b>	Shielded
<b>Cable jacket, material</b>	PVC
<b>Cable shield</b>	Aluminum foil and copper braid
<b>Material contact carrier</b>	PUR/PUR
<b>Material contacts</b>	Brass/Brass
<b>Material cover nut</b>	Die-cast zinc/Die-cast zinc
<b>Material grip</b>	PUR/PUR

**Mechanical data**

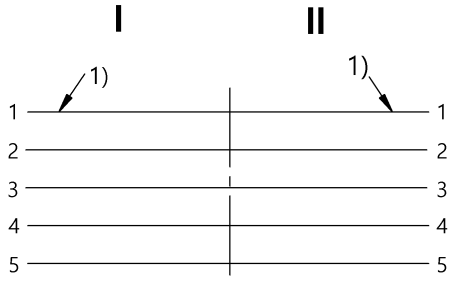
<b>Cable jacket, color</b>	gray
<b>Cable length L</b>	2.00 m
<b>Tightening torque pigtail</b>	1.5 Nm/1.5 Nm

**Connector Drawings**



- |  |   |
|--|---|
| <p><b>I</b></p> <p>PIN 1: shield</p> <p>PIN 2: red/+24V</p> <p>PIN 3: black/0V</p> <p>PIN 4: white/CAN_H</p> <p>PIN 5: blueCAN_L</p> | <p><b>II</b></p> <p>PIN 1: shield</p> <p>PIN 2: red/+24V</p> <p>PIN 3: black/0V</p> <p>PIN 4: white/CAN_H</p> <p>PIN 5: blueCAN_L</p> |
|--|---|

**Wiring Diagrams**



1) Shield on PIN 1